



NOVEMBER 2013

Al Stirt

"I consider myself a "bowl maker" more than a wood turner because, although the turning process fascinates me, it is the resulting bowl that commands my interest. From the earliest times bowls have had meanings for people beyond the purely utilitarian. The bowl as a vessel has a resonance deep within the human psyche. I have always thought of each piece that I make as a composition utilizing elements of pattern, line, weight, texture and form. Even in the most simple pieces I try to find a harmony of grain and shape."



A turning showing various textures that can be used to embellish your work.



November 16th - 9am

ALAN STIRT WOODTURNER

All Day Demonstration Topics

- 1) Open Bowl turning. I'll rough out a wet wood bowl & then finish a dry one. I put an emphasis on "balancing the grain" –showing how to get the best pattern from a piece of straight grain wood. I'll cover chucking methods, tool use and sharpening & discuss the drying process.
- 2) Digital Slide Show - I'll give a digital slide show of my work and inspirations for it.
- 3) Sgraffito platter – I'll turn a platter with a wide rim, which is then painted and carved to create a pattern. I'll cover turning beads and coves on faceplate work as well as developing and carving a pattern.
- 4) Square and textured platter. I'll demo turning a small square bowl & show how I create some of the carved patterns I've developed.
- 5) Depending on how much time I have, I'll demo fluting or using other carving techniques on a small bowl.
- 6) If there's enough time, we can have a critique of work that members bring in. I try to do this as an interaction between the members – not just me talking.



presidents Message

Lanny Dean

Have you seen Al Stirt yet? If so I'm sure you will be there to see him again Saturday. If you haven't, then don't miss it! Al has a lot of nice tips especially for bowl turners. One I remember seeing is a great way to do final centering that seems like common sense, that is once you know it!

Do you sand slowly so you don't create cracks or burn the wood? Wait till you see Al speed sanding. In between trying to get rid of some of my stuff at craft shows this weekend I need to head out to the woods and get some ash chunks for Al to use Saturday. Molly, at Rocklers in South Portland, generously donated some dry blanks for this event and a 20 dollar gift certificate for our raffle. As I understand it, they are the only woodturners supply there is.... There, I said it, I promised I would! They certainly are very supportive of our clubs. Just mention you are a member of Maine Woodturners and get 10% off.

Christmas party, only a month away is always a fun family event and the food is always great. I don't know yet what I'll make for the yankee swap, Do you ? Its not imperative, if you just can't part with anything you make but those are the items that usually get swapped a lot.

Step right up please...Need mini-demo volunteers for Jan. What tools or turning aids have you created in your shop. Burners, grinders, bandsaw sled, corers, etc. Have some finishing tips to share? Have some proper tool use advice?

I was talking to one of the Southern Maine turners that produces some very nice work and he said to me "I have trouble with tool presentation". I never would have guessed it, but I'll bet this is not that uncommon. Can someone help? If we can get at least four or five people covering various topics it should create a very productive meeting. Just let me know ahead so we can plan. And since it will be on a Saturday afternoon we should still be wide awake.

Safe and happy holidays to everyone!!

Lanny

NO SHOW & TELL PHOTOS



NO WOOD AUCTION

NO SALE TABLE



Secretary's Report

The October 2013 meeting of Maine Woodturners was held at Erskine Academy in South China, Maine on Wednesday the 13th. Fifty seven Members and guests were in attendance.

Vice President Brian Libby opened the meeting at 7PM. He then recognized 3 or 4 guests at this meeting.

Brian then announced Mac Ray of Damariscotta as the featured turner at this meeting. Mac demonstrated how to turn and fit the three components of a Christmas ornament. The demonstration started at 7:03 PM and ended at 8:35.


President Lanny Dean hosted the Show and Tell table until the end of the meeting at 8:50PM

Tom Raymond, Sec

Al Stirt Demo



Saturday November 16, 2013

All Day Demonstration (9:00 am to 4:00 pm)



Do not miss this great opportunity !!

Al will explain exactly how he creates the embellishments pictured here.





Dues \$30.00
Family (2 people) \$40.00

Print the form below and send to Burt

OR

see Burt at the meeting.

Dues year runs November 1 through October 31

DATE _____



REGISTRATION FORM FOR MAINE WOODTURNERS

(Please Print All Information)

NEW MEMBER? _____ REREGISTRATION? _____ GUEST? _____ STUDENT? _____

NAME _____

ADDRESS _____

CITY _____ STATE _____ ZIP _____

TELEPHONE _____ EMAIL ADDRESS _____

CELL PHONE _____ WEB SITE _____

(IF STUDENT) DATE OF BIRTH _____ <small>MONTH / DAY / YEAR</small>	NAME OF SCHOOL _____
SCHOOL ADDRESS _____	



DUES \$30.00 PER YEAR, (FAMILY MEMBERSHIP, 2 PEOPLE, \$40.00), STUDENTS, NO CHARGE
MEMBERSHIP RUNS FROM NOVEMBER 1ST TO OCTOBER 31ST.

MAIL TO TREASURER: BURT TRUMAN
85 SECOND STREET
HALLOWELL, ME 04347

Show & Tell



Richard Dunham



Buzz Small



Tom Raymond



Brian Libby



Dennis Curtis





Peter McCrea



Winfred Libby



Steve Brooke



Damon Harmon



Mac Ray



Maine Woodturners Photo Session ID Form

Turner _____

Title _____ Species _____

Date _____ Finish _____

Diameter _____ Height _____

Maine Woodturners Photo Session ID Form

Turner _____

Title _____ Species _____

Date _____ Finish _____

Diameter _____ Height _____

Maine Woodturners Photo Session ID Form

Turner _____

Title _____ Species _____

Date _____ Finish _____

Diameter _____ Height _____