



September 2012

Septembers
Demonstrator

Chuck Seguin

Multi-axis Turning

Maine Woodturners member Chuck Seguin will step behind the lathe and demonstrate multi-axis spindle turning. Chuck will also highlight some of the basics that are needed in order to be successful with multi-axis (off-center) spindle turning and turning in general.



September 19, 2012
6:30 PM Show and tell pictures—7PM Demo
Erskine Academy Multi-Purpose Room



Presidents Message

LANNY DEAN

What a summer ! trying to get haying done in the tropically wet, sneak in a little turnin', working on old buildings and rarely getting the boat in the water has sure been a challenge . Lets look on the bright side, maybe we will start seeing some of the more exotic rainforest species show up here. I was able to pick up the remnants of a large tulip tree in Windsor . Not realizing it would grow this far north, I found It is nice wood to work with.

The club gathering Aug 4 here at the old farm was small (about a dozen) but fun I don't think I ate too much but certainly could have with all the great food. I learned I should keep my burls "solid side up "so they don't rot but I did have to fight to keep my butternut tree from being cut down !

It is nice to hear of all the demos going on promoting our craft and our club .Gary and Bill have been involved at a place in Searsport as well as Windsor fair. Ken, Chuck Charlie and Ann did the Augusta Woodcarvers show .

I did a few myself at Union founders days, and a local open farm day. Cumberland craft show was four days of turning in the rain under a small tent ! And yes , i made sure I was standing on a rubber mat and plugged into a GFI . Then it was a week of Union fair. You sure do meet a lot of interesting people when you demo. Folks will actually stop and talk. Here's one of them . Did you ever think of turning rock? Check this site<http://www.georgewestbrook.com/start.html> He says that's a Oneway 2436 . I also met a lot of new turners that wanted to know more but were not aware of the various clubs so lets stay visible . I expect to see some of them show up at our meetings now. Let's be sure to include some of the basic info in our presentations for the new folks while still trying to get challenging projects to keep up the intrest of others.

Mark sat oct 20 for Beth Ireland combo presentation of Bandsaw box and Turning with your mind demo. Check her blog here , <http://www.turningaroundamerica.com>

I do believe we will have a new librarian soon. A big thank you to Joan and Gene for all the time and effort for having set up and operation of the video library .

And now my plea.. If you can help the club in some big or little way when needed , then please do step forward.

Ie: A turn at the camera, grab a broom to clean up. Edit videos, set up chairs , etc. Nuff of that. I hate to beg. But ever hear this "Many Hands Make Light Work"

SAFETY NOTE.....

Watch that dust. Some woods can be really bad, now I know I'm not the only person that can't work western red cedar without a respirator. Check out this site as many others found through AAW site.
http://www.gvwc.ca/docs/Articles/Wood_Dust%20Toxicity%20Article.pdf

Secretary report

By Tom Raymond

The June 2012 meeting of Maine Woodturners was held at Erskine Academy in South China, Maine on Wednesday the 20th. Approximately 42 members and guests were in attendance, including a visitor from Delaware, Baxter Smith.

President Ken Shepherd opened the meeting at 7 PM. He invited members to participate in some upcoming functions where the club will demo. The first is the Woodcarvers exhibit on Aug 18 and 19 in Augusta. The second is the Windjammer days in Camden on Labor Day weekend, on Fri. ,Sat. and Sun. which is Aug. 30 and Sept 1 and 2. Gary kitchen will demo at the Windsor Fair all week.

Dennis Curtis announced that there are cherry turning blanks on the sale table which were brought in by Dave Lancaster. He announced various prices for the these pieces.

Ken announced that Lanny Dean was nominated for President at the May meeting. He asked if there were any other nominations for this office. None were volunteered. The vote by show of hands was unanimous for Lanny as President .

Then he announced that Brian Libby was nominated for Vice President at the May meeting. He asked if there were any other nominations for the office. None came forward. The vote was unanimous for Brian as Vice President

Ken introduced Dick Kelly as tonight's demonstrator. Dick lives in Maine in the summer and Arizona in the winter. His topic is Tools that I should have never bought.

His demo started at 7:12PM.

At 8:04 the demo stopped and Burt Truman Raffled off 5 discount certificates from Craft Supplies. It was time for a stretch as it was hot in the demo room.

At 8:06m Dick resumed his demo until 8:32 PM.

Mark Irving hosted the Show and Tell table and that ended the meeting at 8:52PM

Tom Raymond, Sec.

PICTURES FROM DICK KELLY'S DEMO IN JUNE.



Dick's
Turnings



Dick's
Tools



Baxter Smith, from
Delaware, Chatting
with Dick.



The members
assembling for
the meeting



Dennis Curtis
our
Videographer



Ken Shepherd's "handing over the
reins" speech



Ken Shepherd presents "THE
SCULPTURE ????" to Incoming
President Lanny Dean .

Show & Tell



Mac Ray



Gus Szabronski



Gus Szabronski



Peter McCrea



Aron Caron



Steve Brooke



Peter McCrea



Ken Shepherd



Peter McCrea

More Show & Tell



Buzz Small




Damon Harmon



Bob Delio



Damon Harmon



Bob Delio



Tom Raymond



Mac Ray




Mac Ray

*Some of our members
caught on camera this summer*

Lanny Dean at Union Fair



Ken Shepherd at Maine Woodcarvers



**Lanny Dean
United Maine Craftsmen
Arts and Crafts show at
Cumberland Fair
Grounds**



Gary Kitchen at Windsor Fair



Pictures from the picnic at Lanny and Linda Dean's



Woodturning FUNdamentals

Woodturning FUNdamentals provides a source for basic skills & techniques, published every other month, alternating with issues of the *American Woodturner* journal.



Purpose

- ✦ Encourage and assist members of the woodturning community in the development of their skills.
 - ✦ Provide a source for starting and developing woodturning skills.
 - ✦ Provide reference for equipment.
- Provide woodturning safety information.

eNewsletter

Woodturning FUNdamentals puts out an electronic newsletter every other month for members of the AAW who have registered to receive this resource. The first edition was issued January 2012. Archived copies of the Woodturning FUNdamentals eNewsletter may be found in the members' area.

Who should register for the Woodturning FUNdamentals resources?

- ✦ Any AAW member who is interested in being informed about woodturning and skill building
- ✦ Become a member of the AAW.

Submit a question to the Woodturning FUNdamentals Q&A. Please check the Q&A section of the newsletter to see if your email has been featured and answered.

Safety

"Any illustration or description of techniques and safety guidelines described in this publication cannot be relied upon to guarantee protection against personal injury."

An accident at the lathe can happen with blinding suddenness. Respiratory and other problems can build over years. Take appropriate cautions when you turn. Following safety guidelines will help you continue to enjoy woodturning."



Joan Coleman
and
Gene Beaupre

*Your service to the Maine Woodturners
as Librarians has been greatly appreciated.*

*Thank you for the many hours that you have
spent getting the library cataloged.*



Maine Woodturners Officers

- President — Lanny Dean
- V-President — Brian Libby
- Secretary — Tom Raymond
- Treasurer — Burt Truman
- Directors — Sheila Wiken
 - Dennis Curtis
 - Mac Ray
- Advisor to BOD — David Lancaster
- Librarians
- Demo Scribe — Chuck Seguin
- Newsletter — Brian Libby



WOODTURNING CHAPTERS IN MAINE

Eastern Maine Woodturners

For more info contact

Chuck Seguin

cfseguin@midmaine.com

Western Mountain Woodturners

For more info contact

Gary Rowland

gjrowland@myfairpoint.net

*Meetings are held at the
Multi-Purpose Room*

Erskine Academy
309 Windsor Road (route 32)
South China, Maine

Our regular meetings are the third
Wednesday of each month (except
July and August there are no meetings)

Show and Tell Photos @ 6:30

Demo @ 7 PM

Up There Woodturners of Aroostook County

For more info contact

Paul Porter

pgporter@mfx.net

Southern Maine Woodturners

For more info contact

Dick Shryock

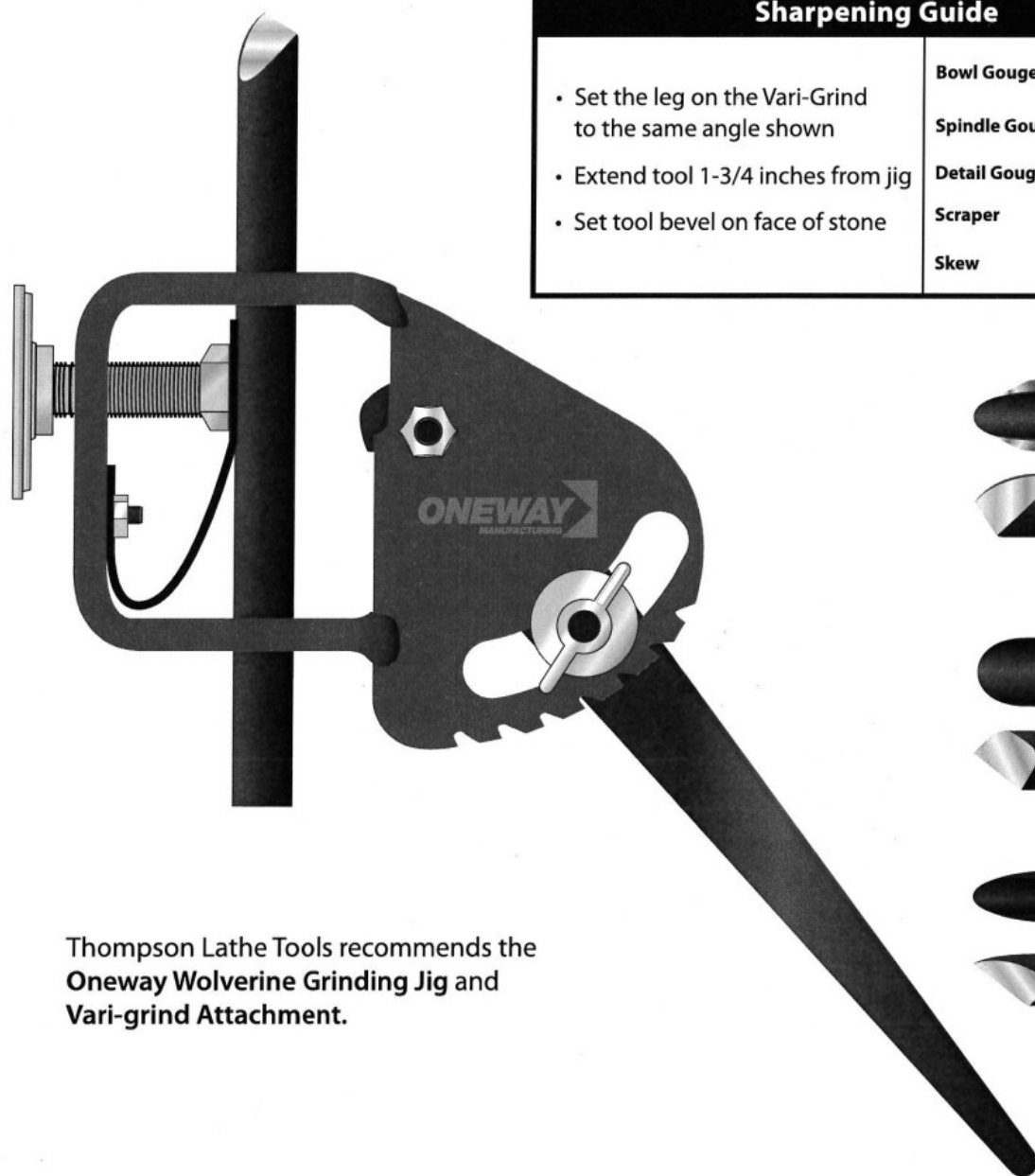
dshryock@maine.rr.com

THOMPSON

LATHE TOOLS

Sharpening





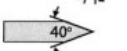
All Thompson Lathe Tools come sharpened



Thompson Lathe Tools recommends the
Oneway Wolverine Grinding Jig and
Vari-grind Attachment.

Sharpening Guide

- Set the leg on the Vari-Grind to the same angle shown
- Extend tool 1-3/4 inches from jig
- Set tool bevel on face of stone

Bowl Gouge	
Spindle Gouge	
Detail Gouge	
Scraper	
Skew	



Bowl Gouge



Spindle Gouge



Detail Gouge

These are Doug's recommendation. Print out this page and then lay the jig on top of the picture to set the jig angle, then follow the other direction in the box above. These setting are not cast in stone, but they are a very good place to start.



Al Stirt



Two days of demo at Western Mountain Woodturners

*Al Stirt will visit the Western mountain Woodturners
September 29 and 30, 2012 .*

*Demos will run from 9AM until 4:30PM each day.
Cost for non-members will be \$30 for one day or \$45 for both days.
(Lunch is on your own - there are sandwich shops close by)*

A l ' s S t a t e m e n t

I consider myself a "bowl maker" more than a wood turner because, although the turning process fascinates me, it is the resulting bowl that commands my interest. From the earliest times bowls have had meanings for people beyond the purely utilitarian. The bowl as vessel has a resonance deep within the human psyche. I have always thought of each piece that I make as a composition utilizing elements of pattern, line, weight, texture and form. Even in the most simple pieces I try to find a harmony of grain and shape. I seek a balance in my work between the dynamic and the serene. By playing with the tension created by combining the circle's perfection with the energy of pattern I am trying to make pieces that have life. I use patterns, whether created by grain structure or organic fluting & carving or repeated geometric shapes, to develop harmony in each of my pieces. I find myself always looking for a new means of expression within the turned form.




photo: Dave Brown



Demo Topics on next page

A L A N S T I R T
W O O D T U R N E R

2 Day Demonstration Topics

- 1) Cutting wood from the log. Grain orientation.
- 2) Shaping and sharpening gouges and shear scrapers for bowl turning.
- 3) Chucking methods
- 4) Vacuum chucking
- 5) Open Bowl turning. I'll rough out a wet wood bowl & then finish a dry one. I put an emphasis on "balancing the grain" –showing how to get the best pattern from a piece of straight grain wood. I'll cover chucking methods, tool use and sharpening & discuss the drying process.
- 6) Fluted bowl – I'll demo fluting using a pneumatic reciprocating tool on wet wood as well as showing how I layout and carve spiral flutes on a small bowl using an abrasion method.
- 7) I'll give a digital slide show of my work and inspirations for it.
- 8) Variations on turned and carved bowls. I'll demo a few other methods of adding carving to turned bowls.
- 9) Sgraffito platter – I'll turn a platter with a wide rim, which is then painted and carved to create a pattern. I'll cover turning beads and coves on faceplate work as well as developing and carving a pattern.
- 10) Square and textured platter. I'll demo turning a small square bowl & show how I create some of the carved patterns I've developed.
- 11) Slide show of others turners work – work that inspires me.
- 12) If people wish, we can have a critique of work that members bring in. I try to do this as an interaction between the members – not just me talking.

September 29 and 30 ,2012 Dirigo High School Shop

Contact Kim Dailey at Western Mountain Woodturners to register.