

*A Maine Chapter of the American Association of Woodturners*

OCTOBER 2008

**Keith Tompkins**

*October 11<sup>th</sup> Demonstrator*

***DESIGN AND FABRICATION OF SPIRAL FORMS***



Keith Tompkins is from Tivoli, New York (located on the Hudson River, about 50 miles south of Albany). He started his woodworking career in 1971, after graduating High School. Keith trained as a cabinetmaker but now concentrates mostly on wood turning. He has written articles for, and his work has been featured in many magazines including Fine Woodworking, Woodturning Design, Woodturning (UK) and American Woodturner. Keith received a Niche award for his piece "merenque" in 2005, and a Niche finalist for "Stepping Out" and "Skippin School" in 2008.

His work has been included in numerous exhibitions. He is a member of American Association of Woodturners, Northeastern Woodworkers Association, Adirondack Woodturning Association, The Wood Turning Center, Brookfield Craft Center: Faculty Member, and American Craft Council.

Check out the Summer issue of American Woodturner for Keith's article entitled "Quick! Hand me a pen and paper" where he explains why keeping a journal is important.

Attend the meeting and learn more about how Keith goes from sketch to finished product.



***"MERENQUE"***



***"WINTER ROSE"***



***"SKIPPIN SCHOOL"***



***"STEPPIN OUT"***

## ***SPEAKING OF ...***

*By Andy Hoyt*



### *Greetings Woodturners!*

Last weekend I sent out an email to all of you with information about an important upcoming event. The Erskine Academy Senior Class of 2009 will be holding a Silent Auction on November 15<sup>th</sup> and our membership has been invited to donate pieces to the affair. The school and its tireless staff go to great lengths to accommodate us and I see this as a great way to say thanks. I've already heard from a handful of you – all with positive replies – and that makes me proud. Please coordinate with Dave Barden for all questions or logistical issues on this event.

And over the previous weekend I was at the Common Ground Fair in Unity helping out in the Woodturning School booth. The weather was amazingly perfect, the crowd was incredibly huge, and the interest in turning was non-stop intense. My role was to turn various small objects on the school's mini lathe and interact with those observing. While not a demo in the classic sense, that term still best describes it. And any jitters I may have had were

quickly dispelled – it was a hoot. While this was a Woodturning School operation, our chapter got plenty of mileage out of it, too; and I feel rewarded by that ongoing sense of cooperation. I had a great time, saw many of you there, and look forward to doing it again.

I won't have long to wait either. Ken Shepherd and I will be doing the same basic thing at the Maine Woodcarvers and Wildlife Show on Oct 18<sup>th</sup> and 19<sup>th</sup> at the Augusta Armory on Western Avenue. While I don't have any specifics at this time, I'm sure that our Eagle Canes will be on hand. Feel free to stop by to heckle Ken and I; as well as to check out all sorts of other great stuff. And even if you're not interested in carving, know that it's events like this that can often generate inspiration for all manner of projects that you are interested in.

Speaking of demos – my hat's off to Damon Harmon. His Femisphere demo at the September meeting was great. While my head still hurts from trying to absorb the technical and logistical steps needed for this form, I remain most impressed by the evening. He took this complicated topic and distilled it down to straightforward steps that I think even I might be able to follow.

For our October meeting (on Saturday the 11<sup>th</sup> at 9 AM) we have Keith Tompkins coming up from New York. As such, there will be no Show and Tell. But since Dave Barden has asked us to bring in pieces for the Erskine Auction on this day, we should at least have an opportunity to stand around during free time to ogle them. The price of admission to the demo is \$20 for members and \$30 for non-members. And it's no coincidence that the non-member cost is the same as our annual dues. By executive fiat I've decided that anyone who joins the club at this meeting as a new member and pays the dues, gets in for free. Maybe now's the time to invite your friends?

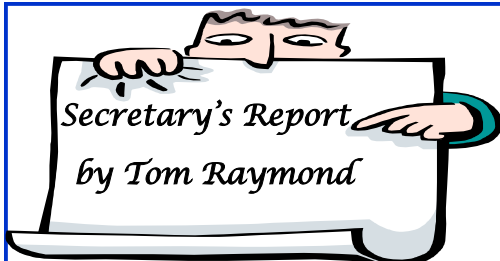
Speaking of dues – here I go again with this segue thing – they're due. See Burt.

We'll soon be ordering the chapter brochures I mentioned at the September meeting. Brian Libby did a great job in developing the brochure and I know that we'll certainly get some mileage out of them. For those that missed it – here's the skinny: Each member will get a short stack of them to keep handy (at home, work, in the car, lobster boat, or wherever) and when you meet someone unfamiliar with us who has an interest in learning more – just hand one over.

Our Christmas Party this year will be a repeat of the cancelled event from last year – except for the cancelled part, that is. As always, we'll have a potluck supper and a Yankee Swap. I'm hopeful that someone from the membership will step forward to serve as coordinator for the occasion. Give me a shout if you're interested.

Last month you overwhelmingly voted to approve the acquisition of an additional video camera for the capture of our meetings. Dennis Curtis has placed the order and it's the intention that everything will be in place for the October meeting. The concept is to have this second camera mounted overhead and then whoever is operating the original camera will have a switch allowing him to toggle between the two. That will not only change the view on the existing monitor, but also change the image that's being recorded to the disk. This concept seemed best, as it does not entail any post-production editing. Who's got the time, right?

That's it for now. See you on the 11<sup>th</sup>. *Andy*



The September meeting of Maine Woodturners was held at Erskine Academy in South China, Maine

on Wednesday the 17th. About 40 members and guests attended.

President Andy Hoyt opened the meeting at 7:02 PM with messages from the American Association of Woodturners. Next he advised the membership of the closing of Western tool in Bangor. It may be an opportunity to acquire tools at reduced prices. There is a lathe for sale on our website. Andy would like to obtain the month and year that you joined the club. Please let him know by email or otherwise. He advised that club tee shirts and now sweat shirts can be ordered through the website. Please order by the last day of September. Andy advised us that a new office was created at the Board meeting called "Membership Chairman". It is filled by Peter McCrea and he is assisted by Rick Palm. They will concentrate on new members and plan to visit some of their shops and write articles for the newsletter. At the last Board of Directors meeting Sheila Wiken and Dennis Curtis were appointed as Directors at large for a 2 year term.

The "Tops for Tots" we turned at an earlier club meeting are in Andy's shop, waiting to be combined with another batch from Western Maine Woodturners for shipment. Also the work on the eagle cane project continues with 4 members of the club participating.

Andy suggested that from now on, members should bring only one or two pieces for Show and Tell. He mentioned that in the future there may be some themes that are different for Show and Tell. It may be old work or failures that we learned from.

Gene Beaupre is our new Librarian, assisted by Joan Coleman. They are developing a new system for checking out and retrieval of the DVD's and Tapes. Andy mentioned that donated videos are welcome.

A Volunteer is need as backup for Dennis Curtis for filming demonstrations and also a person to be in charge of the Show and Tell session. Dennis is investigating installing a second camera with a switching system. A show of hands indicated that this is approved by the members to purchase.

Andy proposed a change in Article 6 of the Bylaws to hold a meeting in January. It was so moved to remove the rule of "no meeting" and have a January meeting. Also the Bylaws do not say what to do with the money in the Treasury should the Club be dissolved. He suggested leaving it to the Erskine Academy Manual Arts department. This was voted on and approved. The next item for discussion is that a rule should be in the Bylaws on Life or Honorary membership selection. Peter McCrea has written a rule and if approved will be entered in the Bylaws. The membership voted on adding this to the Bylaws.

Keith Tompkins will be our Oct. guest speaker on a Saturday. The cost will be \$20 per member to attend. Johannes Michelson will be the January Speaker and Ralph Tursini will Demo in February. Peter McCrea will demo in March. Ken Shepherd volunteered for the May meeting.

Andy announced that Fred Ambruster will demo in York on the use of the rose engine. About 15 members were interested in attending this demo. The membership was told that the Woodturning School has a booth at the Common Ground Fair this weekend.

Damon Harmon started his demo on how to make a femisphere at 7:25 PM. and ended at 8:38 He then critiqued the Show and Tell display table of fine turnings


The meeting ended at 9:02 PM



Maine Woodturners Librarian, Eugene Beaupre and his assistant Jean Coleman, hard at work taking inventory of the club's videos and DVD's.

*Do you have any videos or DVD's that you no longer want ?*

*How about donating them to the Club to put in our library !*



# THE PURSUIT OF PERFECTION OFTEN IMPEDES IMPROVEMENT

## *Future Demonstrations*

OCTOBER 11, 2008 (SATURDAY) 9AM

**Keith Tompkins**

*Design and fabrication of spiral forms*

NOVEMBER 19, 2008

**NO ONE YET!!**

**Who is going to do it ?**

DECEMBER 17, 2008

**Annual Potluck Christmas Party**

NO STORMS ALLOWED

JANUARY 17, 2009 (SATURDAY) 9AM

**Johannes Michelsen**

*World Famous Hats*

FEBRUARY 14, 2009 (SATURDAY) 9AM


**Ralph Tursini**

*A Bowl from green log to completion*

*Please note that we have some  
Demonstrations on Saturdays!*

OUR MEETINGS ARE HELD AT ERSKINE ACADEMY  
309 WINDSOR ROAD (ROUTE 32), SOUTH CHINA, MAINE

We meet the third Wednesday of each month  
(except July and August there are no meetings)



### *Monthly meeting details*

6:30 PM	Photography of show and tell items
6:45 PM	Coffee and donuts
7:00 PM	Short business meeting
7:15 PM	Demonstration
8:30 PM	Show and Tell table feedback
9:00 PM	Head home with great information



The Board of Directors of the American Association of Woodturners has appointed John Kelsey, of Lancaster PA, to be editor and project manager for this anniversary book.

"We're going to go after writings from the well-known members, but we're also looking for writings from those who might not be so well known. We want to be sure ordinary members have a way to tell their stories in the anniversary volume. We'd like to hear from as many members as we can. We'd like members to write how they came to the field of woodturning, and what it has meant in their lives." (John Kelsey)



Always have at least one fire extinguisher in your shop. Check yearly to make sure it is properly charged. A unit rated ABC is good for general use.

*More on extinguishers later.*



*"Leap of Faith" by Keith Tompkins*

### Club Officers

#### President

Andy Hoyt  
314-7213

aeh@downscaledesigns.com  
[also our web guy!]

#### Vice-President

Ken Shepherd  
882-4128

kshep440@verizon.net

#### Treasurer

Burt Truman  
622-6772

trumbu@roadrunner.com

#### Secretary

Tom Raymond  
563-6813

trdamar@tidewater.net

#### Librarian

Eugene Beaupre  
873-3537

pixes@aol.com

#### Immediate Past President

Peter McCrea  
354-2314

panacea35@gmail.com

#### Directors

Dave Lancaster  
445-4758

dave@heirloombowls.com

Sheila Wiken  
562-7419

sheilawiken@roadrunner.com

Dennis Curtis  
623-1685

curtonpond@roadrunner.com

#### Newsletter

Brian Libby  
615-5901

bampa@roadrunner.com



# Board of Directors Meeting



**by Tom Raymond  
Secretary**

The Maine Woodturners Board of Directors meeting was held at Erskine Academy in

South China, Maine on Monday September 8th, 2008. The following were in attendance: New President Andy Hoyt, New Vice President Ken Shepherd, Treasurer Burt Truman, Secretary Tom Raymond, Past President Peter McCrea, Sheila Wiken, Videographer Dennis Curtis, Librarian Gene Beaupre, Joan Coleman, Rick Palm, Newsletter Editor Brian Libby and Maine Woodcarvers Club member Marcia Berkall.

President Andy Hoyt opened the meeting at 6:35 PM with a report from Marcia Berkall on the Veterans cane building project. She said 25 canes have been completed and presented to various deserving veterans. In the past The Maine Woodcarvers had purchased the cane shafts from out of State but decided that locally produced shafts was the logical way to go and purchased their new supply from the Peavey Manufacturing Co, of Eddington, at \$2.00 each. After hearing of the project, The Sheridan Corp. donated \$1000 towards the materials. Marcia brought in 50 blanks tonight with the following turners volunteering to finish turning the shafts: Ken Shepherd, Peter McCrea, Burt Truman and Andy Hoyt.

Andy proposed several changes to our By-Laws:

1.To have a January meeting. Our By-Laws do not state that there will be a January meeting  
2.Life or Honorary Membership in the Club. Andy feels the requirement should be in the Bylaws. We now have one honorary member and 3 Life members. Peter McCrea will put a proposal on paper for clarification of the rules.  
3.Disbursement of funds, should the club be terminated. This is needed due to Federal tax documents that require we state in our By-Laws how funds will be disbursed should the organization cease to exist. Erskine Academy was suggested as the recipient.

All of the above proposals will be voted on by the members present at the next regular meeting.

Brian Libby, the new Newsletter Editor, has submitted the first edition and is only available on our website. He indicated there will not be a hard copy mailed. A brochure was passed around that he produced about the club that could be used to attract new members and promote the chapter.

Dennis Curtis could use a backup for filming the Demo's. Also a photographer is needed for the show and tell items. Dennis Curtis will send a copy of all DVD demos to Brian. Joan Coleman has volunteered to do the write up for the Damon Harmon demo. A new position of Membership Chairman was discussed and Peter McCrea volunteered.

Dennis is still looking for a second camera to be placed over the demo lathe with a switching system to select the best viewing of the process. Burt Truman advises that we have \$5806 in the treasury at the moment. He is also reviewing our tax liability status.

Sheila Wiken and Bob Biette's term as Directors at large will end in October. Sheila volunteered to serve another term and Dennis Curtis was voted in to replace Bob.

The scheduling of demonstration is always a chore, according to Peter and Andy. The following are lined up so far: Damon Harmon for September, Keith Tompkins for October which will be a Saturday, November is open at the moment, December is the Christmas party, John Michelson is planned for January which is on a Saturday, and Ralph Tursini is planned for February. Peter McCrea has volunteered to do the March Demo.

Several other suggestions were discussed regarding future demonstrations. "Open mike" night was so successful last year a similar format is planned for next year.

Tom Raymond suggested that the show and tell pieces should be limited to 1 or 2 pieces per member in the future. It was felt that the beginning turner might be more receptive to bringing in items if there is a limit. Andy plans to mention this in his newsletter column.

The function of the Library was discussed. Bill Vogt has resigned and Gene Beaupre has taken over as Librarian. Gene asked how to go about making new additions. Gene plans to check the inventory versus the list he was supplied and maybe develop a better system keeping track of loaned items that are not returned. Andy proposed a \$300 budget for these purchases.

Rick Palm had relayed to Andy that he was willing to volunteer in club functions. For now, he will join Peter with membership and the welcoming of new members.

The meeting ended at 9:04PM

Tom Raymond, Secretary

# Turning a Femisphere



Using PowerPoint slides and a hands-on demonstration, Damon led the group through the creation of a Femisphere. After turning more than 200 bowls, he began exploring small boxes. Some AAW websites featured a shape dubbed the Femisphere. He made one of these shapes, and realized that it could be turned into a box, an end-grain box.

Several times during the demo Damon warned the group of the fragility of the box when turning to shape, and the need to remember the grain direction of the wood that is turned away inside. See steps 12,13 and 14 in his outline shown below.

Prior to moderating the Show and Tell portion of the evening Damon shared the following five goals representing what we hope to learn from a critique. The goals are part of a Quality Indicator Checklist published in the American Woodturner, Spring 2004. Elements to consider for beginning, intermediate and advanced turners are listed in this article.

### GOALS:

1. To develop an awareness of special factors that determines the quality of your work.
2. To enhance your ability to perceive subtle elements of shape, form and design.
3. To expand your range of thought by becoming more aware of new options, possibilities, and direction for your work.
4. To discover better ways to produce your work.
5. To develop a basis for effective self-criticism.

### Femisphere Outline

- 1) Make a solid piece that is  $3 \frac{3}{4}$ " square by at least  $4\text{-}\frac{1}{8}$ " long.

A - Locate centers at each end.

B - Transfer center lines to all 4 faces.

C - Mark in  $\frac{3}{8}$  inch from each end on all 4 faces

D - Measure between and mark  $\frac{1}{4}$ " off center


This leaves 2 pieces with 1 piece @  $\frac{1}{2}$ " shorter.

- 2) Mount and partially rough to round, leaving flats at center line,

- 3) Leave mounted between centers, grain parallel and turn tenons on both ends.

- 4) Allow about  $\frac{3}{8}$  to  $\frac{1}{2}$ " for tenon at joint, cut one piece  $\frac{1}{2}$ " longer than other on bandsaw

- 5) Mount shorter piece, called top, by tenon and turn recess, then hollow out to make inside half of "Sphere"  $1 \frac{3}{4}$ " diameter. Turn mortise, taking care that the recess is parallel, and about 2 inches inside diameter. Inside calipers will "lie to you", but if used properly will give good results. Use a cereal box pattern to check shape



Damon roughing piece between centers

*Continued on page 8*

6) Remove top and mount bottom by tenon. True up end & turn a tenon for a firm fit.

7) Hollow for other half of inside sphere. Use pattern plus length of tenon.

8) Next put box halves together, but rotate top to 90 degrees from bottom.

9) Glue on two 3/4" thick pieces centered and at joint line. Measure and mark as needed to mount between centers. Rotate the piece so that **neither tenon is used for mounting**.

10) Turn to round 3 1/2" diameter, except leave a little strong at the point half way between glue lines.

11) Start turning to shape, you want to aim for 3 1/2" diameter by 3 1/2" long, (see sketch to the right).

12) Start with straight sides. Turn down to leave about 5/8" tenon at each end.

13) Next use a pattern and curve to match roughly the curve of a 7 in diameter ball. **Remember again the grain direction and the wood that is turned away inside. The piece is very fragile at this point!!!!!!**


14) Scrape and shear scrape to avoid tear out.

15) Sand most of the shape good while on the lathe, leaving the 5/8" tenons and the center area.


16) Remove the glued together piece and trim, leaving just some of that glued on tenon (now at 5/8" diameter.)



Hollowing half of the femisphere



Damon making a point on tenons



The wooden chuck

17) Mount one end into a wooden chuck 3 1/2 inches inside using a hose clamp to grip and hold the piece, while you sand away all of that glued on piece. The piece wants to come to a point about 1/8" diameter. Sand if needed but don't be too fussy.

18) Remove, reverse and do the same for the other end. Almost done!!!

19) Remove from chuck and rotate the top back the 90 degrees that you rotated earlier. It should now look like a Femisphere that needs some hand sanding to blend the points together.

20) Hopefully it will look like it grew that way, but how in the world did you ever turn that shape???

21) My favorite sanding technique is to use a sanding block featured in Shop Notes a while back. I use a 3 by 24 belt sander belt and whatever grit seems to be needed. I have made several and most have a piece of cork glued to the bottom.



*The finished product*

← The outside      the Inside →

This piece is Maple and Sapele





## Treasurers Report

by Burt Truman

- 15 Members have paid dues through October 2009
- 69 Members dues are due by November 1st
- 1 Honorary Member
- 3 Life Members
- 4 Student Members
- 36 Members and 4 guests were present at the September 17th meeting



November 1st  
your 2009 dues are due !



Don't forget about Erskine Academy's senior class Silent Auction. Please donate a turning to help support Erskine Academy, the senior class and Dave Barden.



## HOW TO STAY YOUNG

1. Throw out nonessential numbers. This includes age, weight and height. Let the doctors worry about them. That is why you pay "them."
2. Keep only cheerful friends. The grouches pull you down.
3. Keep learning. Learn more about the computer, turning, crafts, gardening, whatever. Never let the brain idle. "An idle mind is the devil's workshop."
4. Enjoy the simple things.
5. Laugh often, long and loud. Laugh until you gasp for breath.
6. The tears happen. Endure, grieve, and move on. The only person, who is with us our entire life, is ourselves. Be ALIVE while you are alive.
7. Surround yourself with what you love , whether it's family, pets, keepsakes, music, plants, hobbies, whatever.
8. Cherish your health: If it is good, preserve it. If it is unstable, improve it. If it is beyond what you can improve, get help.
9. Don't take guilt trips. Take a trip to the mall, even to the next county; to a foreign country but NOT to where the guilt is.
10. Tell the people you love that you love them, at every opportunity,  
AND ALWAYS REMEMBER :

***Life is not measured by the number of breaths we take, but by the moments that take our breath away.***

# September Meeting Photos



Show and Tell table



Damon uses his homemade clamp to hold the blank while bandsawing off the corners (saves the fingers)



Damon Harmon critiquing show and tell




Damon fielding a question



The very attentive audience



Andy Hoyt presiding at the business meeting



The inside of a femisphere and in the back a blank ready to turn



The wooden jam chuck with a nearly finished femisphere



Huge financial transactions taking place



Members checking out Damon's demo table



Some of the accessories Damon used in his demonstration



Damon roughing a femisphere  
Please note that he is using a full face shield (the chips really fly at this stage)

**Reminder!**

*Have you paid your dues ?*



# Wood Dust and Your Health

## How do we minimize dust ?

- Decrease dust production
  1. Use sharp tools
  2. Minimal sanding
- Room air filter system
  1. Small particles are suspended in the air
  2. Filter must trap 1 micron or smaller
- Dust collectors
  1. Collection system is best
  2. Use filter bags
- Dust masks
  1. Use 2 strap type mask, if NIOSH approved
  2. Dust helmets with HEPA filter are best



---

## TURNING TOWARD THE FUTURE

### American Association of Woodturners Strategic Plan Summary 2008-2010

#### **Mission**

The mission of the American Association of Woodturners is to provide leadership to organize, educate and inform those interested in woodturning.

#### **Vision**

The American Association of Woodturners will strive to become a world leader in establishing lathe-turned work as a major element in the craft art world, while at the same time spearheading youth development and engendering amateur interest and activities.

#### **Goals**

- Position and brand AAW as the premier resource for those interested in woodturning.
- Be a force in the elevation of woodturning in the craft and art world.
- Maintain the AAW symposium as the premier woodturning event in the world.
- Assure that all other AAW programs relate to and enhance the association's mission.
- Set the highest standards with all AAW publications.
- Make sure that AAW has adequate and appropriate facilities to meet its needs.
- Manage AAW's growth and resources to assure financial stability.